

Exoneree Registration and Online Applications for Grants

1.) The first step is to register for a grant application.

PAGE 1

Click on the Register button on the home page and the registration page displays.
(see screenshot below)

The screenshot displays the registration page for The Pruno Fund. At the top, a navigation menu includes links for Home, About, Grant Programs, Speakers Bureau, Blog, Contact, Register, and Donate. A red arrow points to the Register link. Below the navigation is a large orange button labeled "Register".

The registration form includes the following fields and options:

- I am applying for:** Radio buttons for Individual Grants, Speaker Bureau, and Both Individual Grants & Speaker Bureau.
- Username:** Text input field.
- First Name:** Text input field.
- Last Name:** Text input field.
- E-mail Address:** Text input field.
- Password:** Text input field.
- Confirm Password:** Text input field.
- reCAPTCHA:** A checkbox labeled "I'm not a robot" with a "reCAPTCHA" logo and "Privacy - Terms" link.

A blue "Register" button is located at the bottom left of the form. A success message is displayed: "Thank you for applying for membership to our site. We will review your details and send you an email letting you know whether your application has been successful or not." A red arrow points to this message.

An inset shows the footer with the following sections:

- ABOUT US:** The Pruno Fund was established to help exonerated men and women succeed in transitioning from prison to life on the outside. The Fund provides three types of grants to individuals and organizations.
- INSTAGRAM:** A section with a "Follow on Instagram" button.
- SOCIAL NETWORKING:** Social media icons for Twitter, Facebook, and Instagram.

The footer also includes the text: "The Pruno Fund, Inc. Copyright © 2018. All Rights Reserved. Site by Apogee".

2.) Enter the required information in the fields provided and click the blue 'Register' button. You will see the success page thanking you for applying for membership. You will receive an email confirmation of pending approval. Then, you will receive notification of approval and have access to online applications for Grant Programs.

Continued on next page

Exoneree Registration and Online Applications for Grants

You will receive approval email similar to the one shown below:


PAGE 2

Hi _____,

Thank you for signing up with The Pruno Fund! Your account has been approved and is now active.

To login please visit the following url:

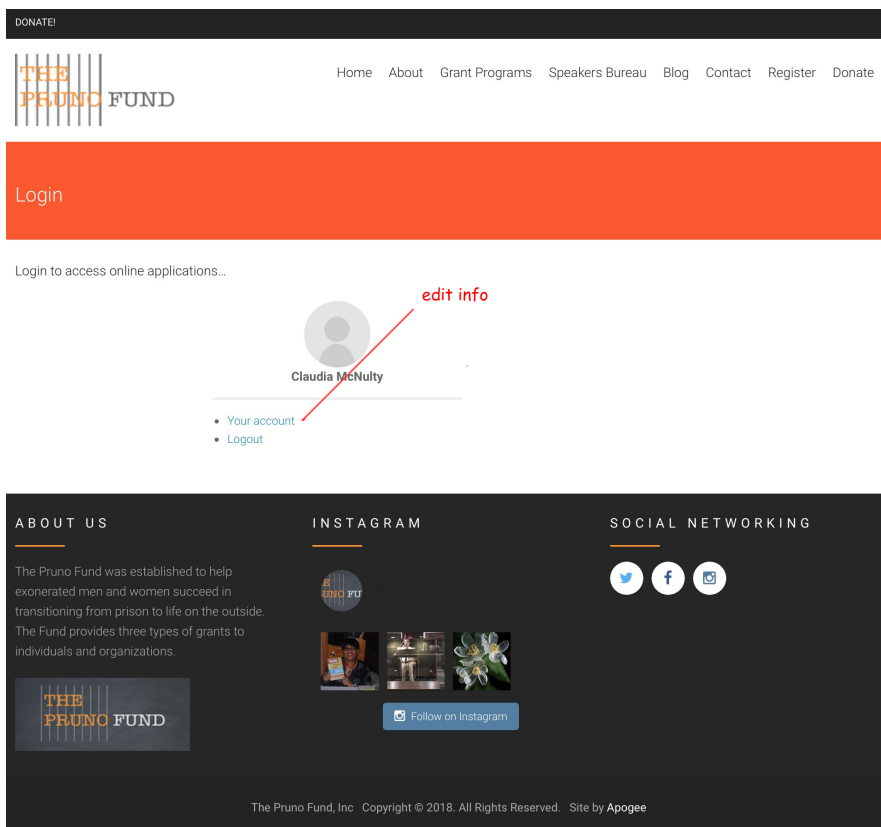
<https://prunofund.org/login/>

 Your account e-mail: name@yahoo.com
Your account username: xxxxxx
Set your account password: <https://prunofund.org/password-reset/?>

If you have any problems, please contact us at webmaster@prunofund.org

Thanks,
The Pruno Fund

This email provides a login where you will enter your username and create a password. Once you are logged in, you will see this screen (where you can edit your profile).

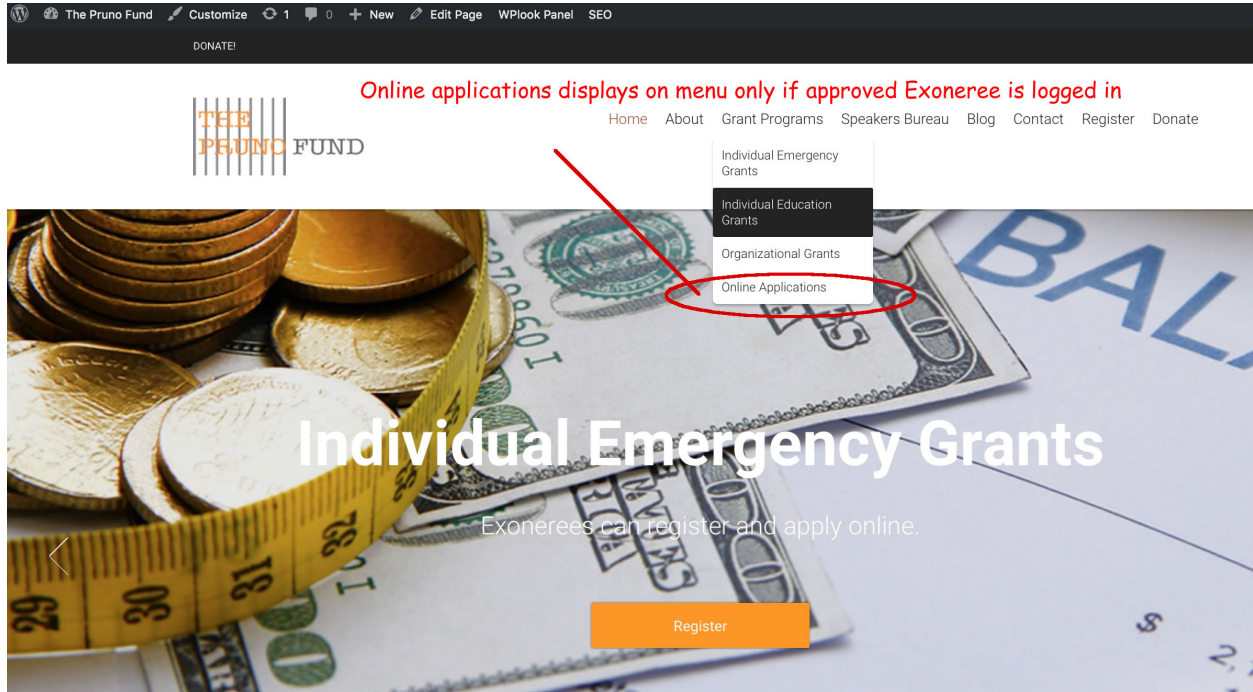


The screenshot shows the Pruno Fund website interface. At the top, there is a navigation bar with a 'DONATE!' button and the Pruno Fund logo. Below the logo is a navigation menu with links for Home, About, Grant Programs, Speakers Bureau, Blog, Contact, Register, and Donate. The main content area features a large orange 'Login' button. Below the button, a message reads 'Login to access online applications...'. A user profile for 'Claudia McNulty' is displayed, including a placeholder for a profile picture and a red 'edit info' link. A dropdown menu is open, showing options for 'Your account' and 'Logout'. The footer contains an 'ABOUT US' section, an 'INSTAGRAM' section with social media icons and a 'Follow on Instagram' button, and a 'SOCIAL NETWORKING' section with icons for Twitter, Facebook, and Instagram. The footer also includes the text 'The Pruno Fund, Inc. Copyright © 2018. All Rights Reserved. Site by Apogee'.

Note: You have the option to edit your personal profile at any time by logging in with your user name and password at this URL: <https://prunofund.org/login/>
Click on 'Your account.' After you make any changes be sure to click the 'save' button.

Continued on next page

3.) Go to the online applications by clicking on 'Grant Programs' button, and click on 'Online Applications.' (see screenshot below:



Fill in the fields, indicating which grant(s) you are applying for, other relevant and required information, and then click the 'send button' to complete submission.

You will receive a confirmation email and your application will be reviewed promptly.

If you need assistance logging in to the site or have questions about using forms contact: [webmaster](#)



The Pruno Fund
P.O. Box 1336
San Jose, Ca 95109-1336
info@prunofund.org